

DC 65sc

GEL DEEP CYCLE
12V | 65Ah | 100h



Electrical Specifications

Nominal voltage	12V
Capacity (25°C)	65Ah at C ₁₀₀
Internal resistance (25°C)	6.5mΩ
Temperature effect on capacity	104% at 40°C 100% at 25°C 83% at 0°C 65% at -15°C
Residual capacity after storage (25°C)	3 months: 91% 6 months: 82% 12 months: 65%
Constant charging voltage Cycle (25°C)	14.4 V (initial charging current < 16.5A)
Float charge voltage (25°C)	13.6 to 13.8V

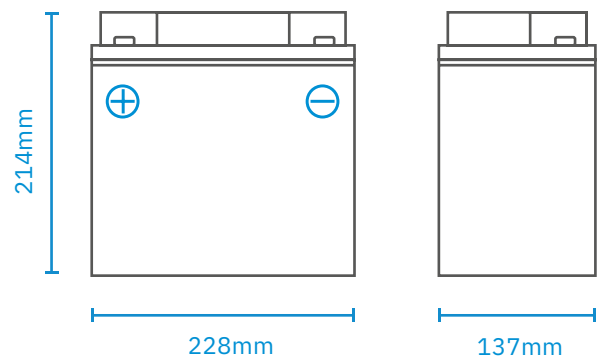
Discharge Specifications

Capacity C ₁₀₀	65Ah
Capacity C ₂₀	55Ah
Capacity C ₁₀	48Ah
Capacity C ₅	44Ah
Capacity C ₃	41Ah
Discharge current testing (25°C)	1h rate (30.2A) : 30.5Ah 3h rate (13.7A) : 41Ah

Mechanical Specifications

Measurements (L × W × H)	228 × 137 × 214mm
Approx. weight	16.7kg
Terminal type	T1

Measurements



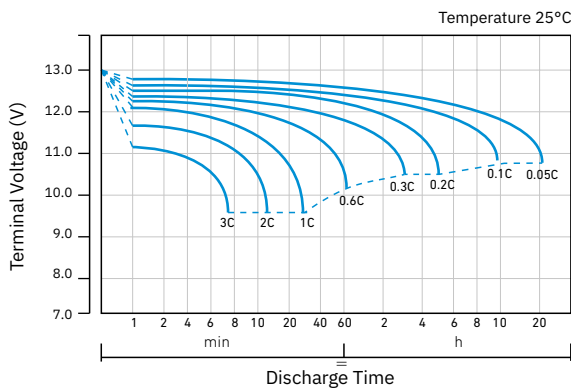
Constant Current Discharge Characteristics (A) 25°C

F.V. / Time	5 min	10 min	15 min	30 min	60 min	2 h	3 h	5 h	8 h	10 h	20 h
9.60V	180.4	130.3	100.2	62.1	36.1	20.1	14.7	10.0	6.7	5.6	2.9
10.2V	171.3	124.2	96.2	59.6	34.7	19.8	14.5	9.9	6.7	5.5	2.9
10.5V	169.3	122.2	94.3	58.4	33.9	19.6	14.4	9.8	6.6	5.5	2.8
10.8V	161.3	116.2	91.3	56.6	32.9	19.4	14.2	9.7	6.5	5.5	2.8

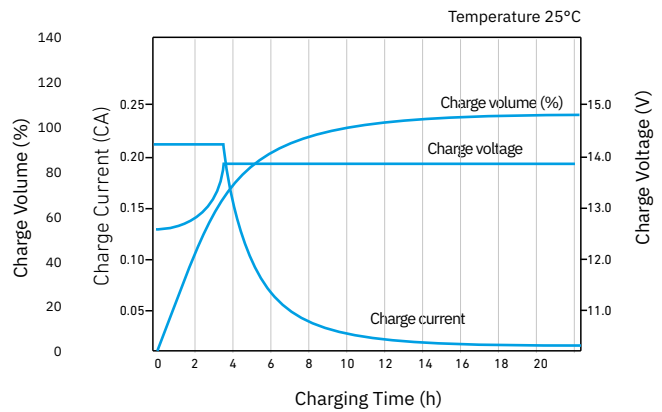
Constant Power Discharge Characteristics 25°C

F.V. / Time	5 min	10 min	15 min	30 min	60 min	2 h	3 h	5 h	8 h	10 h	20 h
9.60V	1893.8	1406.8	1100.2	697.4	410.8	232.5	173.3	118.2	79.8	66.7	34.8
10.2V	1799.6	1336.7	1056.1	669.3	394.8	229.5	171.3	117.2	79.1	66.1	34.7
10.5V	1777.5	1319.6	1035.1	655.3	703.4	226.5	169.3	116.2	78.6	66.0	34.4
10.8V	1691.4	1256.5	1003.0	635.3	374.7	224.4	167.3	115.2	77.7	65.8	34.3

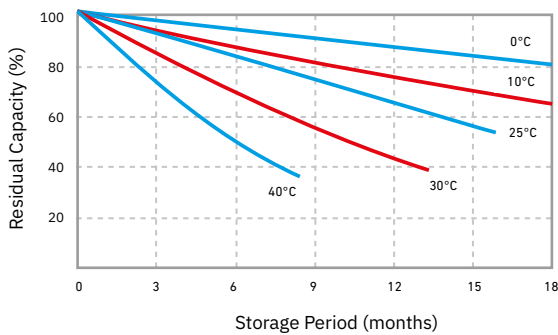
Discharge Characteristics Curve



Charge Characteristics Curve For Cycle Use (IU)



Residual Capacity



Float Life

